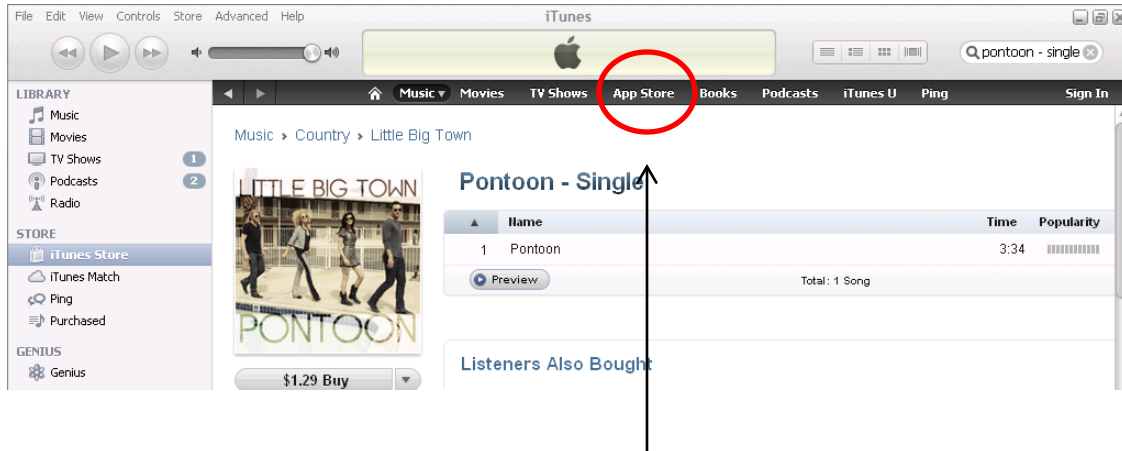
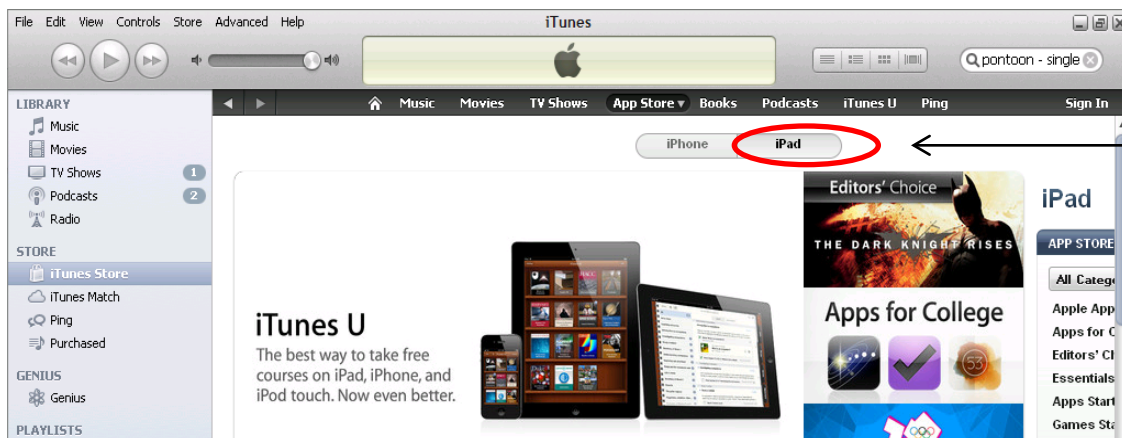


Creando una Cuenta Apple ID/iTunes




Instala iTunes (si aún no lo has instalado), al oprimir/escribir el enlace <http://www.apple.com/itunes/download/>

Abre “iTunes”
Oprime en “App Store”



Oprime en “iPad”

Creando una cuenta Apple ID/iTunes



Escribe **"Free"** en la barra "Search", oprime Enter (en el teclado)

Selecciona un 'free' "iPad" app y oprime **"Free"**

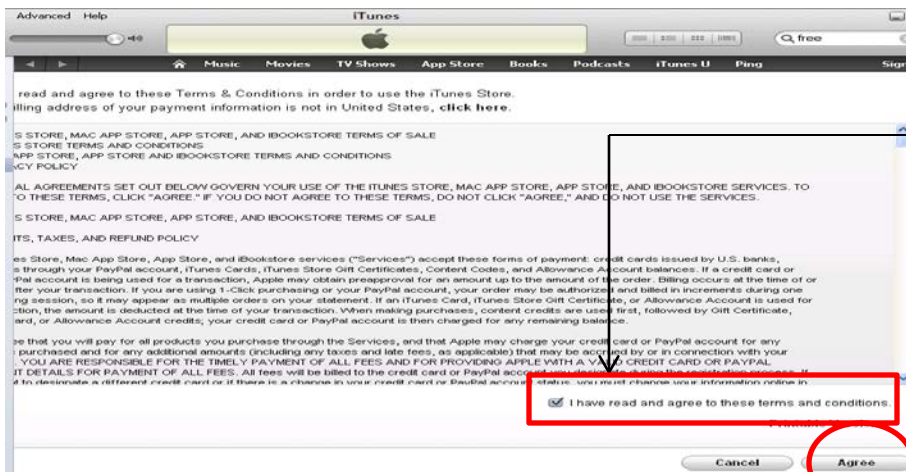


Oprime (Left click) en **"Create Apple ID"**

Creando una cuenta Apple ID/iTunes

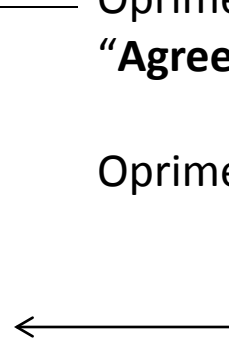


Oprime (left click) en "Continue"



Oprime (left click) en la caja "Agree to Terms"

Oprime (left click) en "Agree"



Creando una cuenta Apple ID/iTunes

Advanced Help iTunes

Music Movies TV Shows App Store Books Podcasts iTunes U Ping Sign In

Provide Apple ID Details

Email
eacstest@hotmail.com

Password
.....

Verify Password
.....

Security Info
For your protection, these questions will help us verify your identity in the future.

What was the name of your first pet? catpebble

What was the model of your first car? scamp

What is the name of your first school? purdue

Optional Rescue Email
If you forget your answers, we can use this optional email address to send you instructions on resetting your information.
rescue@example.com

Enter your date of birth.
April 1 1965

Llena los espacios de “Apple ID Details”

Creando una cuenta Apple ID/iTunes

anced Help iTunes

Music Movies TV Shows App Store Books Podcasts iTunes U Ping Sign

the model of y scamp

he name of your purdue

Rescue Email
If your answers, we can use this optional email address to send you instructions on our information.
xample.com

date of birth.
1 1965

I like to receive the following via email?
Releases and additions to the iTunes Store.
Special offers, and information about related products and services from Apple.

Cancel Continue

Oprime (left click) en **“Continue”**

Provide a Payment Method

If you provide a payment method now, you will not be charged until you make a purchase. If you select None, you will be asked provide a payment method when you make your first purchase.
If your billing address is not in United States, [click here](#)

Payment Type

VISA MasterCard DISCOVER PayPal None

Card Number Expires 1 / 2012 SNone y Code

To redeem a code or gift certificate, enter it here

Oprime (left click) en **“None for Payment Type”**

Creando una cuenta Apple ID/iTunes

Provide a Payment Method

If you provide a payment method now, you will not be charged until you make a purchase. If you do not provide a payment method now, you will be charged when you make your first purchase.
If your billing address is not in United States, [click here](#)

Payment Type



To redeem a code or gift certificate, enter it here

Billing Address

Title

IN

United States

IN

United States

is industry-standard encryption to protect the confidentiality of your personal information.

Cancel

Create Apple ID

Llena "Billing Address"
(requerido)

(Oprime (left click) en "Create
Apple ID"

Creando una cuenta Apple ID/iTunes

Verify Your Apple ID



A verification email has been sent to catpebble45@gmail.com.

Check your email and follow the link to finish creating your Apple ID.

[Resend verification email](#)

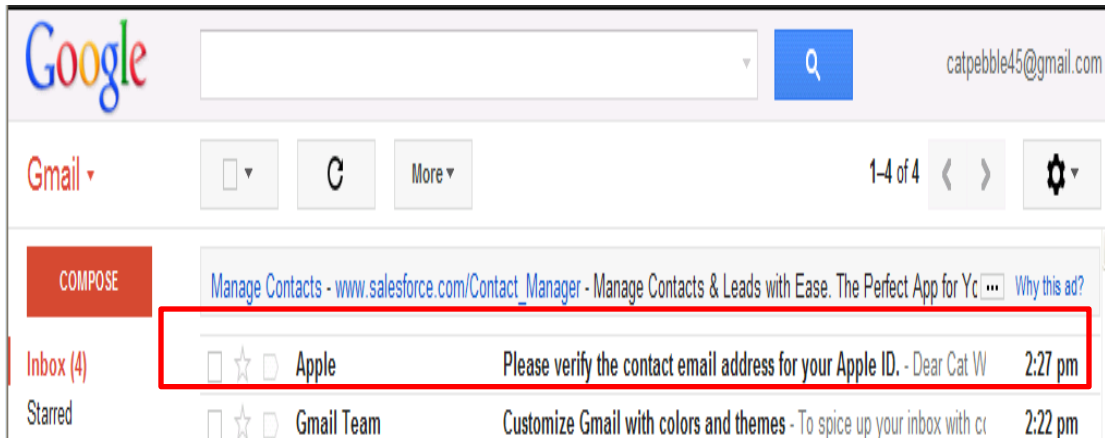
Después de que **“Apple ID”** haya sido creado, se debe verificar la cuenta. Accesa tu cuenta personal de email para que verifiques (ejem. Gmail, Hotmail, etc)

The screenshot shows the Gmail sign-in interface. At the top left is the Google logo. To the right, it says "New to Gmail?" with a red "CREATE AN ACCOUNT" button. Below the logo, the "Gmail" heading is followed by the text "A Google approach to email." and a paragraph describing Gmail's features. On the left, there are three feature highlights: "Lots of space" (over 10271.970711 megabytes), "Less spam" (keep unwanted messages out of your inbox), and "Mobile access" (get Gmail on your mobile phone). On the right, there is a "Sign in" form with a "Google" logo. The form includes a "Username" field containing "catpebble45@gmail.com", a "Password" field with masked characters, a "Sign in" button, a "Stay signed in" checkbox, and a "Can't access your account?" link.

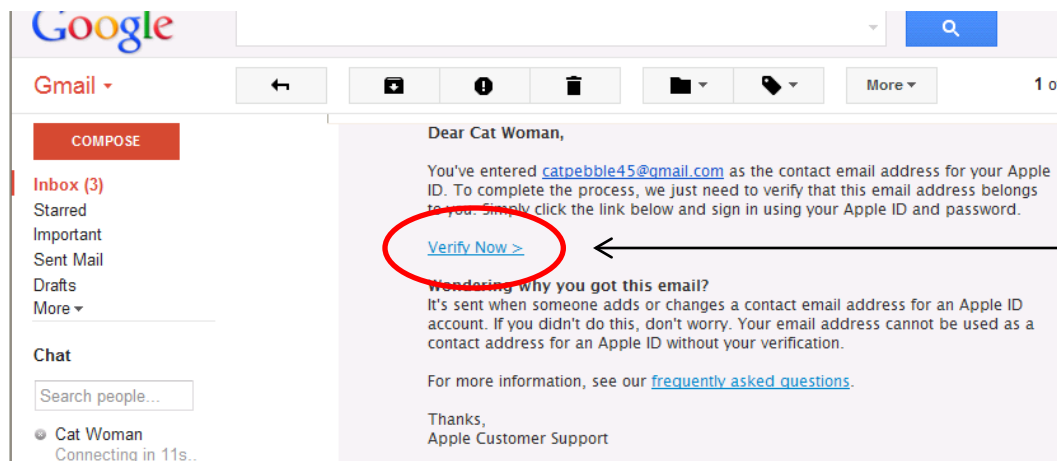
Accesa tu cuenta personal de email



Creando una cuenta Apple ID/iTunes



**Verificación email
"Apple"**



Oprime (click) en "Verify Now" (esto te llevará al sitio de internet de Apple para verificar tu "Apple ID")

Creando una cuenta Apple ID/iTunes

My Apple ID

Verify your email address.
Please verify the email address associated with your Apple ID.

Sign in to verify your email address.
To verify the email address **catpebble45@gmail.com**, please sign in with your Apple ID and password.

[Forgot your Apple ID?](#)

[Forgot your password?](#)

Escribe **“Apple ID & Password”**

Oprime (click) en **“Verify Address”**